

ARMY PUBLIC SCHOOL KALUCHAK

SESSION 2024-25


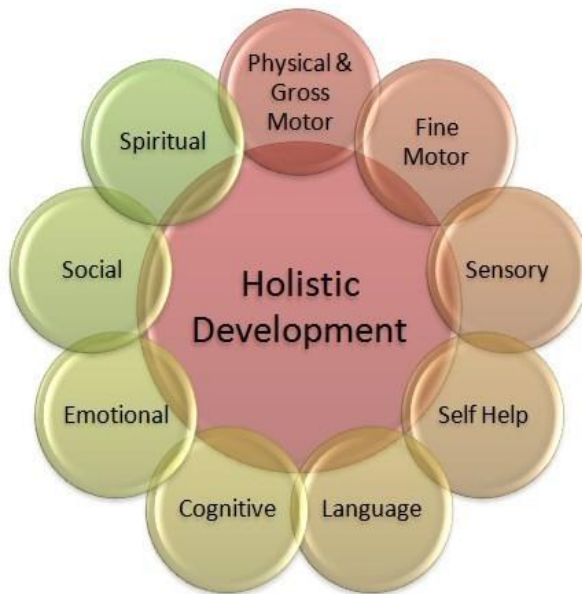
SUMMER VACATION HOLIDAY HOMEWORK CLASS -1



Dear Children

Summer Vacation is a time full of fun games and activity. With that there are a lot of other things which you can do. For that we have planned some interesting work and activities to make your summer full of creativity.

Developing My Skills



Dear Parents,

We wish you and your child a very happy summer holiday. It's time to enjoy and create a bond with family, friends and relatives. To utilize this time in the most constructive way we have prepared Holiday Homework for the students on the principle of "learning by doing" for his/her holistic development.

Kindly ensure that the holiday homework is completed by the students under the guidance of the parents.

Physical Development

- * Take your child with you for morning/evening walk.
- * Play different games like hide and seek, football, Ludo, chess etc. with your child. This will encourage them to express freely and will make them more responsible.

Language Development





















- * Encourage your child to converse in English.
- * Choose any one object from your surroundings every day, let your child speak few lines on it to develop their speaking skills.

We are positive that the combined endeavours shall bring about the desired all-around development of the child.

MATHS

MAKE A DECORATIVE FOLDER FOR MATH HOLIDAY HOMEWORK

Q1. Unscramble the letters and write correct number names (Fine motor skills and analytical skills).

	E N O [] [] []		E N E V L E [] [] [] [] [] []
	W T O [] [] []		W V E L E T [] [] [] [] [] []
	E H R T E [] [] [] [] []		R I H E T T E N [] [] [] [] [] [] [] []
	R F U O [] [] [] []		R O U F E T E N [] [] [] [] [] [] [] []
	E V F I [] [] [] []		I F N E F T E [] [] [] [] [] [] []
	X I S [] [] []		X I S E T N E [] [] [] [] [] [] []
	E V N E S [] [] [] [] []		T E E N E S N E V [] [] [] [] [] [] [] [] [] []
	T G H E I [] [] [] [] []		H E I G T N E E [] [] [] [] [] [] [] []
	E I N N [] [] [] []		N E I N T E N E [] [] [] [] [] [] [] []
	N E T [] [] []		W Y T E N T [] [] [] [] [] []

Q2. THINK AND ANSWER :

- ❖ How many pockets are there in your favourite pant?
- ❖ How many wheels are there in your dad's car?
- ❖ Following are the names of five games:

FOOTBALL, KABBADI, CRICKET, BASKETBALL, KHO- KHO

- a) The number of games starting with letter B is _____.
- b) Games have 6 letters _____.
- c) The game with the most of letter is _____.

❖ **Fill in the blanks using numbers given below**

1 2 3 4 5 6 7 8 9 10

- a) My age _____
- b) Letters in my name _____
- c) Members in my family _____

❖ **Write names of your 5 members in a family and their height.**

a) Who is tallest ?

b) Who is shortest ?

Q3. Write counting 1 to 20 .

Q4. Write and learn number names 1 to 20.

Q5. Write tables 2 to 5 .

SURVEY

- ❖ Look around your house, Count the number of windows, doors, chairs , bulbs and fans.
- ❖ Find the age of your family members and arrange them in decreasing order.

ADDITION GAME


Skills Developed - Gross motor Skills, Social skills, Thinking skills, Cognitive skills.

Practice makes perfect and we know that it's true when it comes to math. So, let's practice addition with this fun "Paper Plate Addition Game". This fine motor Math facts activity is a hands-on way for kids to practice Addition. It's so easy to set up and lots of fun.

Supplies Needed –Paper Plate, Buttons, black marker and dice.

How to make – Use black marker to draw a line across the centre of your plate. Next draw a line to divide the top half again. See the image for an illustration. Write a Plus sign between top parts

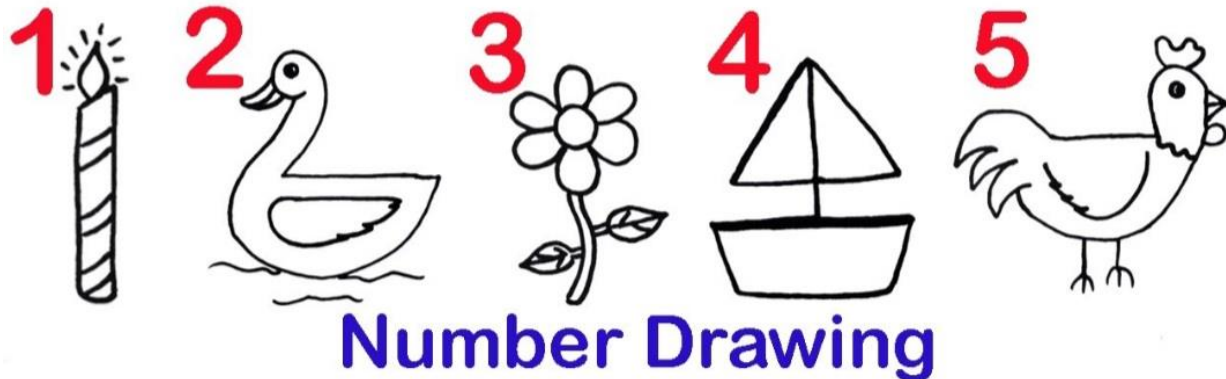
How to Play –Roll one dice, place that number of buttons in the first section of your plate. Roll the dice again. Place that number of buttons in the second section. Add the two sections together and put the correct number of buttons in the bottom half of the plate. Remove the buttons and play again



ACTIVITY :

NUMBER DRAWING : In A4 white sheet children will write any 5 numbers (1 to 20).

Then will draw any picture from that numbers . Like-



ACTIVITY : “ THE EAT WELL GROW WELL CHECKLIST”

Students will maintain record of the fruits and vegetables they consume daily.

- ❖ They will count and write the number of fruits and vegetables they will consume by the end of the day.
- ❖ They can choose fruits and vegetables according to their choice .
 - **They will bring checklist to school after summer break.**
- * Eat healthy food and fruits
- * Drink lassi
- * Family fun time : Carrom / Ludo – play with your family and friends.
- * Help your mother in household work.

EVS

- I. Make a collage of hand impression of your family members on a chart.
- II. Paste the pictures of some birds you have seen around your house during summers.
- III. Write and memorize the spelling of your family members name and their contact numbers.
- IV. Click and paste a picture of your holiday destination on a separate notebook. Also write the following about that place-
 - a. 2 important facts
 - b. 2 famous food
 - c. 2 things you love the most there
 - d. 2 native animals of that place
 - e. Native Language of that place
 - f. On the way identify the sign boards for safety rules and paste the pictures of 5 such sign boards and also write their purpose.
- V. Read all chapters of EVS Book done in the class till now.
- VI. Revise all the work done in class till now.

➤ **HOTS**

- What will happen if you do not trim your nails regularly?
- What will you do if you saw a hungry beggar child outside your house?

➤ **ACTIVITY**

- What type of family do you have? Make a family tree and paste the pictures of all family members.

ENGLISH

THINK AND ANSWER:

1. What are the ways by which you can make your parents feel happy?
2. Write a few lines about 'How you want to celebrate your next birthday?'
3. Is discipline an important part of a student's life? If yes then how?

Revise the syllabus of EV 1 thoroughly.

Activity:

1. Make a list of five words that you will find at your home which use short vowel sounds (a, e, i, o, u). Eg. Mug, tap, fan, etc.
2. Practice one page of cursive writing daily.

HINDI

ग्रीष्मावकाश कार्य कक्षा 1

नोट: ग्रीष्मावकाश कार्य को स्कैप बुक पर करें।

1 अपने कार्य के लिए एक रंगीन कवर पेज बनाएँ। कवर पेज ध्यान से मेरी छुट्टियों के दिन लिखें।

2 स्कैप बुक के अंदर हिंदी में अपने बारे में एक छोटा सा परिचय लिखें। अपना नाम, आयु, पसंदीदा गतिविधियाँ और छुट्टियों में क्या करना पसंद करते हैं शामिल करें।

3 अपनी पसंदीदा गतिविधियों को दिखाने के लिए रंगीन चित्र बनाएँ। आप इसमें दोस्तों के साथ खेलना, परिवार को मिलना, त्योहारी भोजन का आनंद लेना शामिल कर सकते हैं।

4 गतिविधियों का वर्णन सरल वाक्यों में करें।

5 गर्मियों के मौसम में खाए जाने वाले दस फलों व दस सब्जियों के नाम लिखें।

6 पंचतंत्र की कहानियाँ पढ़ें।

7 प्रतिदिन सुलेख का एक पृष्ठ करें।

8 किताब गुंजन से गतिविधि 1 से 5 करिए।